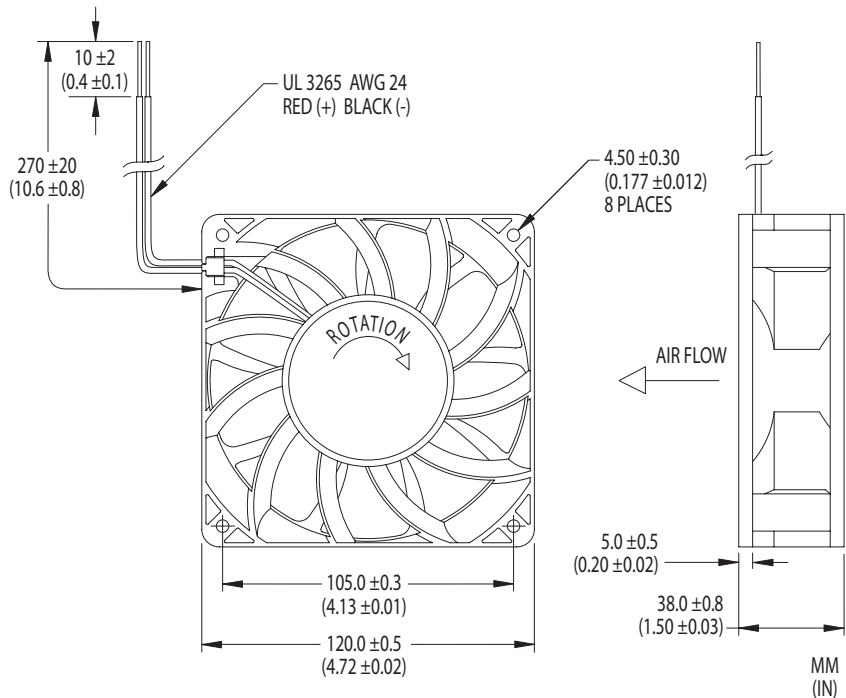


120x38mm



V12E M9 Series

- ✓ Free-Running and Feedback-Governed, Speed-Stable Fans
- ✓ 12V and 24V Models
- ✓ Wide Variety of Monitor and Control Options
- ✓ Permanently Lubricated Dual Ball Bearings



Vane Axial Cooling Fans

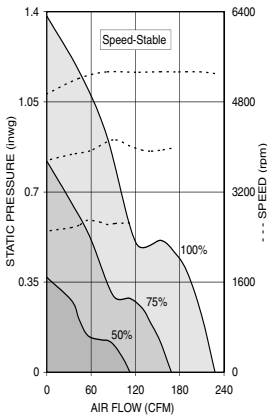
Model	Air Flow (CFM)	Max. Static Pressure (inwg)	Operating Voltage		Operating Current (A)	Input Power (W)	Fan Speed (rpm)	Sound Pressure (dBA)	Operating Temp. (°C)		L10 Life† (hours)
			Nominal (V)	Range (V)					Min.	Max.	
Speed-Stable											
V12E12BUM9-01	225	1.36	12	7.0-13.8	3.3	39.6	5300	64.0	-10	+70	70,000
V12E24BUM9-01	225	1.36	24	20.4-27.6	1.7	40.8	5300	66.0	-10	+70	—
V12E12BGM9-01	198	1.11	12	7.0-13.8	2.1	25.2	4600	63.0	-10	+70	—
V12E24BGM9-01	198	1.11	24	20.4-27.6	1.4	32.4	4600	63.0	-10	+70	—
V12E12BHM9-01	177	0.97	12	7.0-13.8	1.6	19.2	4200	58.0	-10	+70	—
V12E24BHM9-01	177	0.97	24	20.4-27.6	1.0	24.0	4200	58.0	-10	+70	—
V12E12BMM9-01	155	0.76	12	7.0-13.8	1.2	14.4	3700	54.5	-10	+70	—
V12E24BMM9-01	155	0.76	24	20.4-27.6	0.6	14.4	3700	54.5	-10	+70	—
V12E12BLM9-01	136	0.56	12	7.0-13.8	0.8	9.6	3200	50.0	-10	+70	—
V12E24BLM9-01	136	0.56	24	20.4-27.6	0.4	9.6	3200	50.0	-10	+70	—
Free-Running											
V12E12BUM9-51	225	1.22	12	7.0-13.8	3.3	39.6	5300	64.0	-10	+70	70,000
V12E24BUM9-51	225	1.36	24	20.4-27.6	1.7	40.8	5300	66.0	-10	+70	—
V12E12BGM9-51	198	1.07	12	7.0-13.8	2.1	25.2	4600	63.0	-10	+70	—
V12E24BGM9-51	198	1.07	24	20.4-27.6	1.4	32.4	4600	63.0	-10	+70	—
V12E12BHM9-51	177	0.93	12	7.0-13.8	1.6	19.2	4200	58.0	-10	+70	—
V12E24BHM9-51	177	0.93	24	20.4-27.6	1.0	24.0	4200	58.0	-10	+70	—
V12E12BMM9-51	155	0.72	12	7.0-13.8	1.2	14.4	3700	54.5	-10	+70	—
V12E24BMM9-51	155	0.72	24	20.4-27.6	0.6	14.4	3700	54.5	-10	+70	—
V12E12BLM9-51	136	0.52	12	7.0-13.8	0.8	9.6	3200	50.0	-10	+70	—
V12E24BLM9-51	136	0.52	24	20.4-27.6	0.4	9.6	3200	50.0	-10	+70	—



All for dreams

Air flow, current, speed and sound pressure ratings are at nominal operating voltage and zero static pressure. Current and power ratings are average expected values under those conditions. † L10 bearing life expectancy at T_A = +40°C.™ UltraFlo is a brand trademark of Nidec Corporation. N/BABA

Nidec America Corporation · phone 781-848-0970 · email fans@nidec.com · www.nidec.com

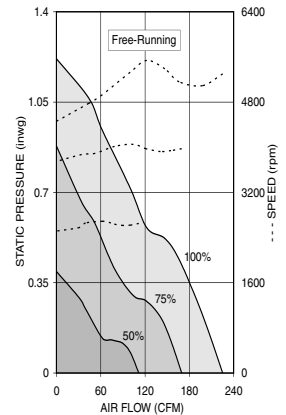


V12E12BUM9-01

Noise Power Emission Levels*

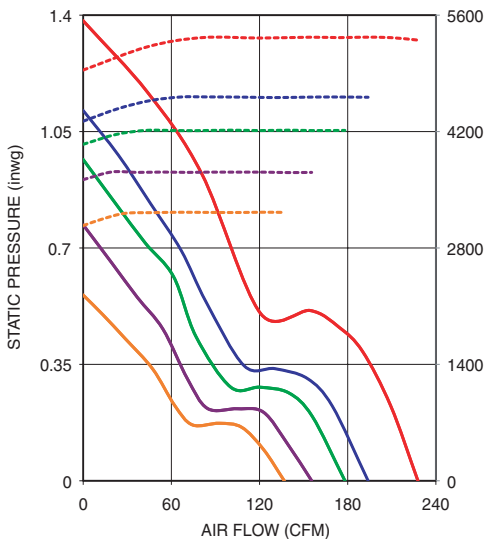
Operating Voltage (V)	Fraction of Max. Air Flow	Fan Speed (rpm)	Static Pressure (inwg)	NPEL (Bels)
Speed-Stable V12E12BUM9				
13.8	100%	5300	0	7.7
	80%	5330	0.43	7.6
	20%	5250	1.17	8.1
12.0	100%	5300	0	7.7
	80%	5330	0.43	7.6
	20%	5250	1.17	8.1
7.0	100%	4980	0	7.5
	80%	4930	0.38	7.4
	20%	4790	1.13	7.9
Free-Running V12E12BUM9				
13.8	100%	5300	0	7.7
	80%	5130	0.37	7.7
	20%	4800	1.04	7.9
12.0	100%	5300	0	7.7
	80%	5130	0.37	7.7
	20%	4800	1.04	7.9
7.0	100%	4720	0	7.4
	80%	4665	0.36	7.3
	20%	4550	0.98	7.8

* Sound levels in the tables are mean values, measured as the fans - without guards or other accessories - expel air from a test plenum on which they are mounted, using test methods and conventions prescribed by IPC-9591.



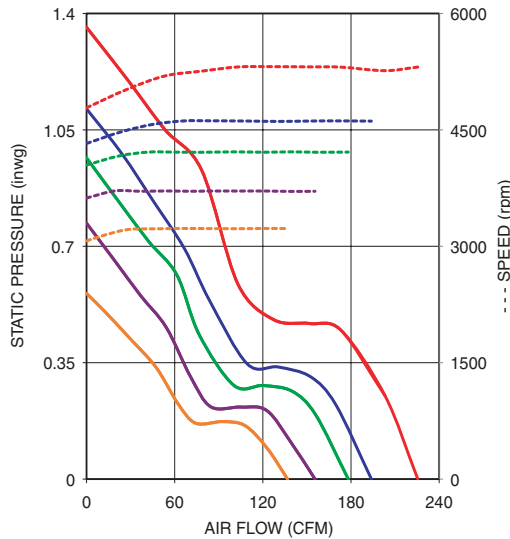
V12E12BUM9-51

12V Speed-Stable Fans



From top: V12E12BUM9 V12E12BGM9 V12E12BHM9 V12E12BMM9 V12E12BLM9

24V Speed-Stable Fans

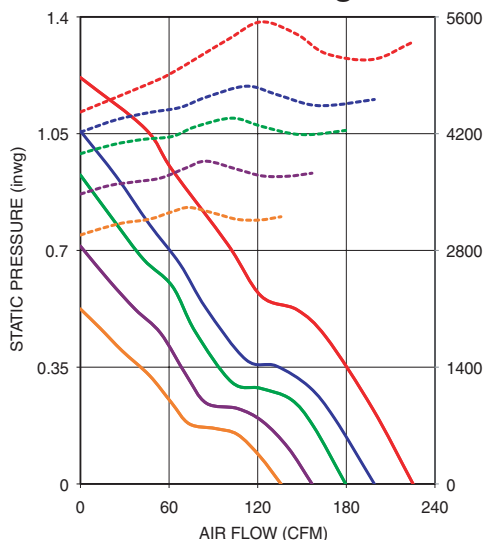


From top: V12E24BUM9 V12E24BGM9 V12E24BHM9 V12E24BMM9 V12E24BLM9



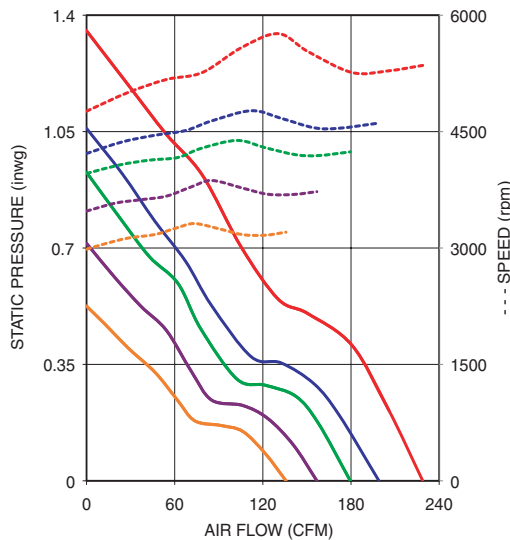
V12E M9

12V Free-Running Fans



From top: V12E12BUM9 V12E12BGM9 V12E12BHM9 V12E12BMM9 V12E12BLM9

24V Free-Running Fans



From top: V12E24BUM9 V12E24BGM9 V12E24BHM9 V12E24BMM9 V12E24BLM9