

FAN COIL VALVE BODIES - STROKE 2,5 mm

VFX

APPLICATION

VFX valves series are used in heating, cooling and air-conditioning systems. Two-way and three-way VFX valves are normally closed on direct way. VFX valves are compact, reliable and can be easily mounted.

On request they can be supplied with plastic cap that ensures stem protection and manual action. They can be used with SE1 electrothermal actuators.

TYPE	WAY	CONNECTION	KVs m ³ /h		MAX DIFF. PRESS. bar	ACTUATOR
			DIRECT WAY	ANGLE WAY		
VFX210	2	DN15 (G 1/2)	0.25	-	2.5	SEIT / SEIM
VFX211	2	DN15 (G 1/2)	0.4	-	2.5	SEIT / SEIM
VFX212	2	DN15 (G 1/2)	0.6	-	2.5	SEIT / SEIM
VFX213	2	DN15 (G 1/2)	1.0	-	2.5	SEIT / SEIM
VFX214	2	DN15 (G 1/2)	1.6	-	2.5	SEIT / SEIM
VFX235	2	DN20 (G 3/4)	2.5	-	2.5	SEIT / SEIM
VFX237	2	DN20 (G 3/4)	4.0	-	0.8	SEITP / SEIMP
VFX239	2	DN20 (G 3/4)	6.0	-	0.8	SEITP / SEIMP
VFX310	3	DN15 (G 1/2)	0.25	0.25	2.5	SEIT / SEIM
VFX311	3	DN15 (G 1/2)	0.4	0.4	2.5	SEIT / SEIM
VFX312	3	DN15 (G 1/2)	0.6	0.6	2.5	SEIT / SEIM
VFX313	3	DN15 (G 1/2)	1.0	0.8	2.5	SEIT / SEIM
VFX314	3	DN15 (G 1/2)	1.6	1.0	2.5	SEIT / SEIM
VFX335	3	DN20 (G 3/4)	2.5	1.6	2.5	SEIT / SEIM
VFX337	3	DN20 (G 3/4)	4.0	2.5	0.8	SEITP / SEIMP
VFX339	3	DN20 (G 3/4)	6.0	4.0	0.8	SEITP / SEIMP
VFX410	3 (4 port)	DN15 (G 1/2)	0.25	0.25	2.5	SEIT / SEIM
VFX411	3 (4 port)	DN15 (G 1/2)	0.4	0.4	2.5	SEIT / SEIM
VFX412	3 (4 port)	DN15 (G 1/2)	0.6	0.6	2.5	SEIT / SEIM
VFX413	3 (4 port)	DN15 (G 1/2)	1.0	0.8	2.5	SEIT / SEIM
VFX414	3 (4 port)	DN15 (G 1/2)	1.6	1.0	2.5	SEIT / SEIM
VFX435	3 (4 port)	DN20 (G 3/4)	2.5	1.6	2.5	SEIT / SEIM
VFX437	3 (4 port)	DN20 (G 3/4)	4.0	2.5	0.8	SEITP / SEIMP
VFX439	3 (4 port)	DN20 (G 3/4)	6.0	4.0	0.8	SEITP / SEIMP
Accessories	VTP - Override control					
	ADVFX - Adapter for SEIC/VFX coupling up to KVS 2,5 to allow the valve to be normally open on direct way					

TECHNICAL DATA

Nominal pressure: PN16
Stroke: 2,5 mm
Regulation mode: linear
Leakage: perfect sealing
Valve body: forged brass
Stem: PA + GF
Stem gland seal: "O" ring FKM
Plug spring: stainless steel
Flow guide: PPO + GP
Plug: PA + GF
Fluids type: water with max. 40% of glycol

Fluid temperature: +2...+95 °C
Actuator: electrothermal SE1 series
Dimensions: see next page
Weight: see schedule on next page

FEATURES AND ADVANTAGES

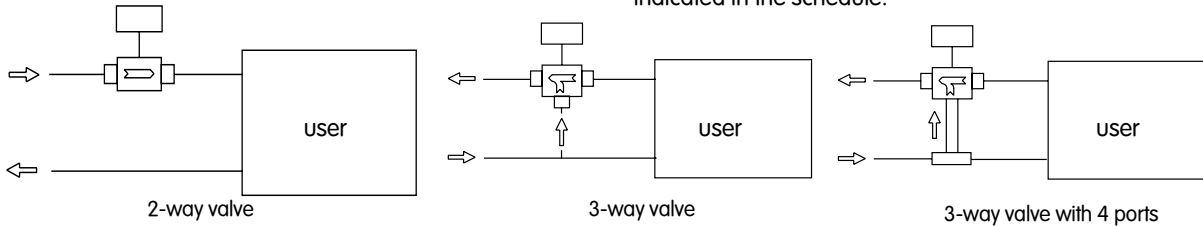
- Connection between actuator and valve by threaded male M30x1.5 ring nut
- Threaded connection GAS with smooth beat
- Silent operating
- Reliability



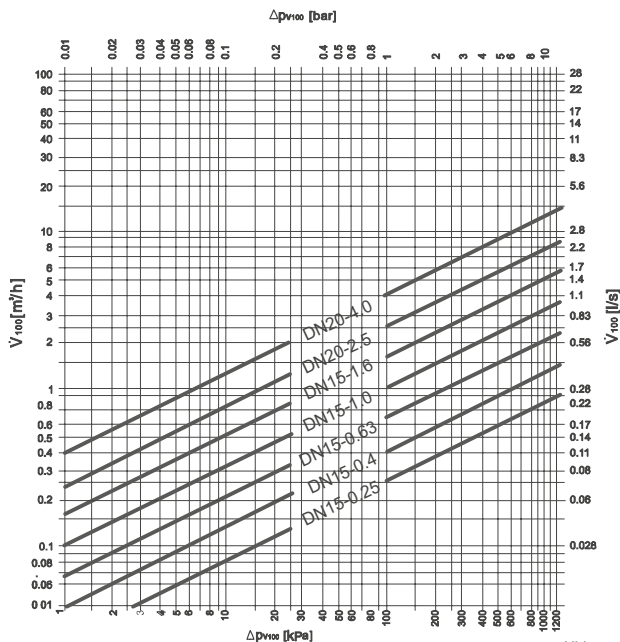
INSTALLATION

Before mounting the valve body be sure that the pipes are clean and free of soldering scraps. Pipes must be lined up squarely with the valve at each connection and free of vibrations. Install the valve/actuator vertically or horizontally but never upside down. Leave enough clearance to facilitate the dismounting of

actuator from the valve body for maintenance purpose. Valve must not be subjected to water or steam jets or dripping liquid. 3-way valve must be used in mixing way (2 inlets 1 output). If the valve is used in diverting way (1 inlet 2 outputs), the max differential pressure allowed is one third of the value indicated in the schedule.



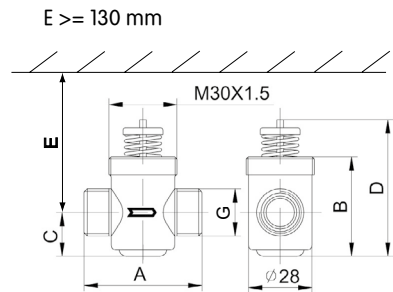
PRESSURE DROP CHART



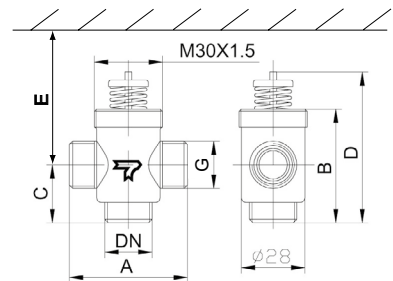
KVs nominal flow coefficient
V 100 evaluated flow coefficient at Δp_{v100}
 ΔP_{v100} differential pressure of valve completely open

DIMENSIONS (mm)

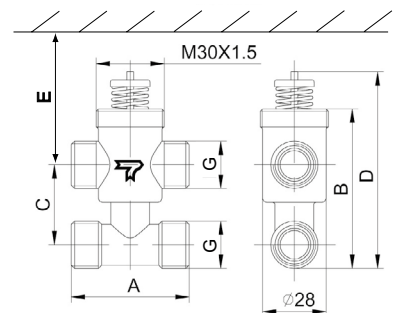
TYPE	DIMENSIONS (mm)					WEIGHT (g)
	G	A	B	C	D	
VFX210-214	G 1/2	52	46	20	62	110
VFX235	G 3/4	56	46	22	62	120
VFX237	G 3/4	78	59	35	75	420
VFX239	G 3/4	78	59	35	75	420
VFX310-314	G 1/2	52	52	26	68	116
VFX335	G 3/4	56	57	32	73	144
VFX337	G 3/4	78	70	45	86	430
VFX339	G 3/4	78	70	45	86	430
VFX410-414	G 1/2	52	70	35	86	164
VFX435	G 3/4	56	88	50	104	228
VFX437	G 3/4	78	82	44	98	520
VFX439	G 3/4	78	82	44	98	520



VFX2xx



VFX3xx



VFX4xx

