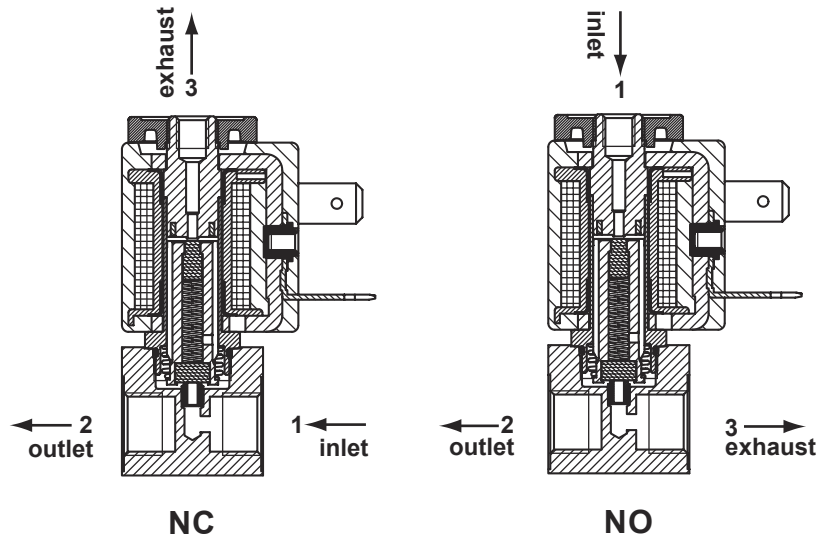


direct operated solenoid valves

coil 22 mm

general information	
ambient temperature	- 10°C to + 50°C
response time	5 - 8 ms
mounting	in any position
seal materials, standard*	NBR, FPM, EPDM, PTFE*
dimensions	see page 2/2
coil data	see page 2/2
connector data	see page 2/2




* other seal materials on request

function	symbol	orifice mm	*Kv	pressure range (bar)			nominal power		TABLE A main code	
				min.	max. DC	max. AC	Watt DC	V.A. AC		
								inr.		hol.
3/2 normally closed (NC) 		1.2	0.5	0	-	10	-	9	7.5	N3B112
		1.2	0.5	0	10	-	5	-	-	N3B612
		1.6	1.1	0	-	7	-	9	7.5	N3B116
		1.6	1.1	0	7	-	5	-	-	N3B616
		2.0	1.5	0	5.6	-	5	-	-	N3B620
		2.4	2.0	0	2.5	-	5	-	-	N3B624
3/2 normally open (NO) 		1.2	0.5	0	-	10	-	9	7.5	N3B212
		1.2	0.5	0	10	-	5	-	-	N3B712
		1.6	1.1	0	-	7	-	9	7.5	N3B216
		1.6	1.1	0	7	-	5	-	-	N3B716
		2.0	1.5	0	5.6	-	5	-	-	N3B720
		2.4	2.0	0	2.5	-	5	-	-	N3B724

*l/min. of water with ΔP of 1 bar

order code



main code
see table A on this page

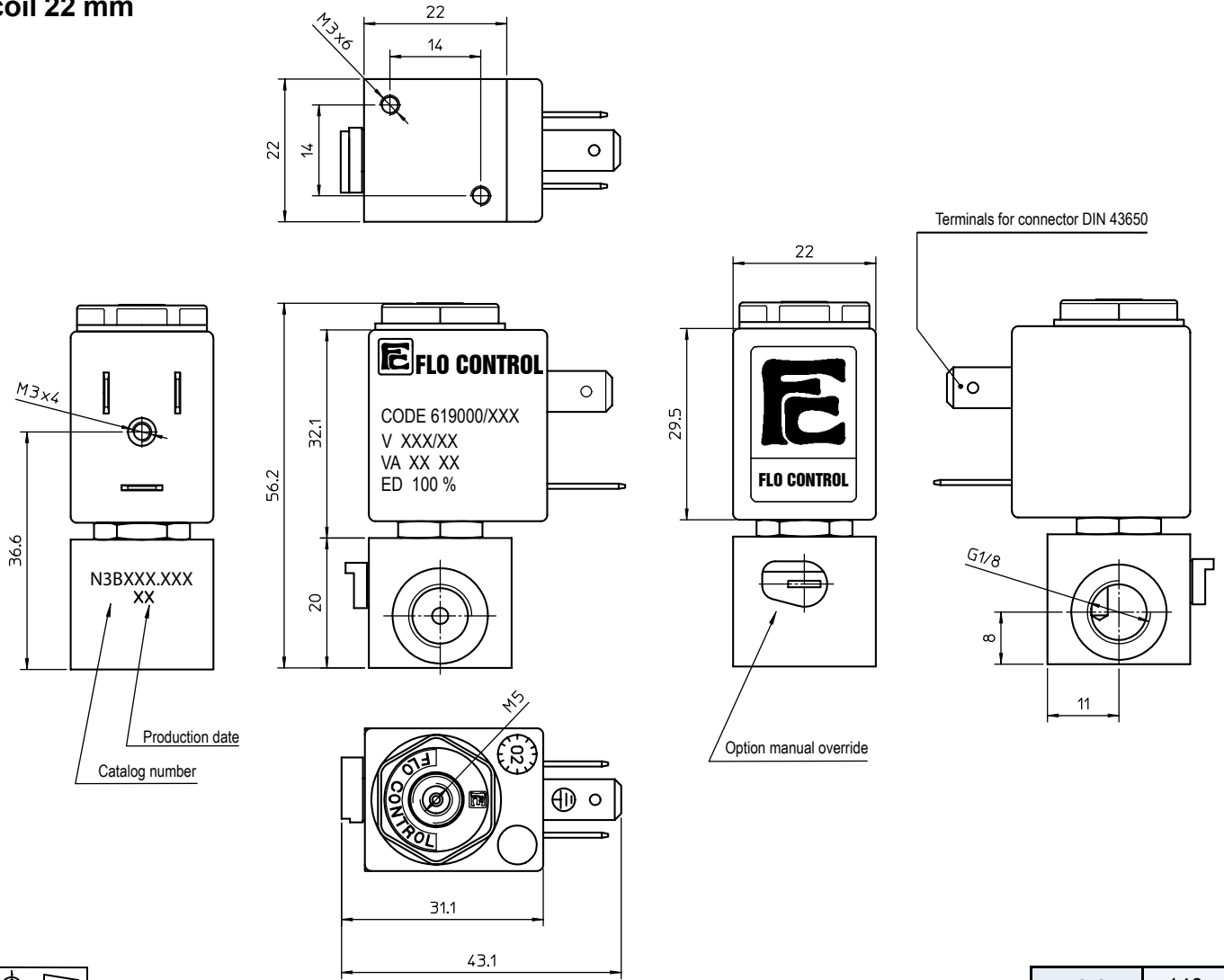
seals	
code	material
B	NBR
V	FPM
E	EPDM
T	PTFE

manual override	
code	type
0	none
4	plastic lever

coil code
see table B on page 2/2

direct operated solenoid valves

coil 22 mm



weight 140 g

coil code	TABLE B			
	*voltages	code		
		~ 50 Hz	~ 60 Hz	= DC
	6	-	-	461
	12	-	-	466
	24	411	444	471
	48	416	-	476
	110	421	-	481
	115	-	453	-
	220	431	-	491
	230	457	459	-

coil specification	
wire insulation	class H180° C
encapsulation	class F155° C
encapsulation mat.	nylon
energising duration	100% at +20° C ambient
voltage tolerance	- 10% to +15% of nominal voltage
power consumption	AC 7,5 VA - DC 5 Watt
electrical connection	DIN 43650/B (2P+ earth)
cable connection	Pg 9 (for cable dia. 6-8mm)
protection class	IP 65 (with connector)

* other voltages and wattages on request

connector (not included, must be ordered separately) code Z10030

FLO CONTROL
Solenoid Valves

	Production monitored		
	PRODUCT SERVICE		

