



COAXIAL

Adapter

35F-35M50+

50Ω DC to 34 GHz 3.5mm-F to 3.5mm-M

FEATURES

- Flat response
- Excellent VSWR, 1.07 typ. up to 18 GHz and 1.1 typ. up to 34 GHz
- Low cost adapters, available from stock
- Rugged stainless steel body, passivated
- 3.5 mm connector mates with SMA, K and 2.92 mm connectors



Generic photo used for illustration purposes only

APPLICATIONS

- Connection saver
- Cable extender

Model No.	35F-35M50+
Case Style	DJ1734
Connectors	3.5 mm-F to 3.5 mm-M

+RoHS Compliant

The +Suffix identifies RoHS Compliance. See our website for methodologies and qualifications

ELECTRICAL SPECIFICATIONS AT 25°C

Parameter	Condition (GHz)	Min.	Typ.	Max.	Units
Frequency Range	-	DC	—	34	GHz
Insertion Loss	DC-34	—	0.12	—	dB
VSWR	DC-18	—	1.07	1.25	:1
	DC-26.5	—	1.10	1.25	
	DC-34	—	1.10	1.25	

ABSOLUTE MAXIMUM RATINGS

Parameter	Ratings
Operating Temperature	-55°C to +100°C
Storage Temperature	-55°C to +100°C

Permanent damage may occur if any of these limits are exceeded.



COAXIAL

Adapter

35F-35M50+

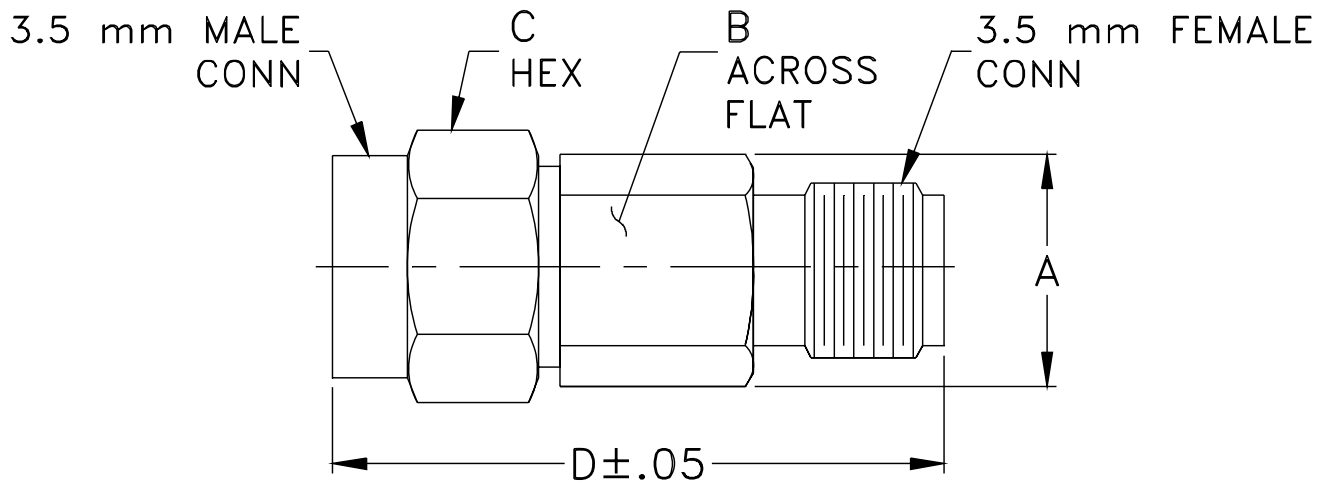
Mini-Circuits

50Ω DC to 34 GHz 3.5mm-F to 3.5mm-M

COAXIAL CONNECTIONS

Connector 1	3.5 mm-F
Connector 2	3.5 mm-M

OUTLINE DRAWING



OUTLINE DIMENSIONS (Inches / mm)

A	B	C	D	E	wt
.307	.274	.312	.815	--	grams
7.80	6.96	7.92	20.70	--	3.0



COAXIAL

Adapter

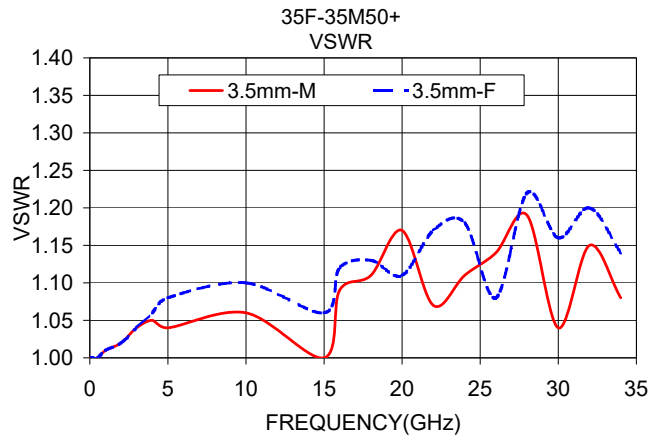
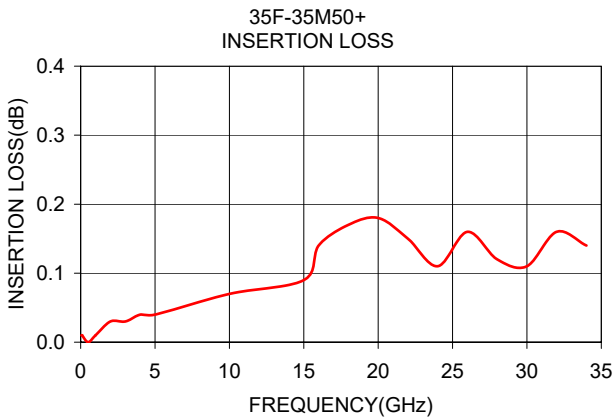
35F-35M50+

Mini-Circuits

50Ω DC to 34 GHz 3.5mm-F to 3.5mm-M

TYPICAL PERFORMANCE DATA AND CHARTS

Frequency (GHz)	Insertion Loss (dB)	VSWR (:1)	
		3.5 mm-Female	3.5 mm-Male
0.05	0.01	1.00	1.00
0.1	0.01	1.00	1.00
0.5	0.00	1.00	1.00
1	0.01	1.01	1.01
2	0.03	1.02	1.02
3	0.03	1.04	1.04
4	0.04	1.06	1.05
5	0.04	1.08	1.04
10	0.07	1.10	1.06
15	0.09	1.06	1.00
16	0.14	1.12	1.09
18	0.17	1.13	1.11
20	0.18	1.11	1.17
22	0.15	1.17	1.07
24	0.11	1.18	1.11
26	0.16	1.08	1.14
28	0.12	1.22	1.19
30	0.11	1.16	1.04
32	0.16	1.20	1.15
34	0.14	1.14	1.08



NOTES

- A. Performance and quality attributes and conditions not expressly stated in this specification document are intended to be excluded and do not form a part of this specification document.
- B. Electrical specifications and performance data contained in this specification document are based on Mini-Circuit's applicable established test performance criteria and measurement instructions.
- C. The parts covered by this specification document are subject to Mini-Circuits standard limited warranty and terms and conditions (collectively, "Standard Terms"); Purchasers of this part are entitled to the rights and benefits contained therein. For a full statement of the standard terms and the exclusive rights and remedies thereunder, please visit Mini-Circuits' website at www.minicircuits.com/terms/viewterm.html



Mouser Electronics

Authorized Distributor

Click to View Pricing, Inventory, Delivery & Lifecycle Information:

[Mini-Circuits:](#)

[35F-35M50+](#)